



satin st. steel 71

In homage to the very popular door handle model Seattle ER46Q, the door handle **Boston** ER58 was developed. Here too, straight shapes speak for modern simplicity, which is fully exploited in combination with the mini-rosette. Compared to the Seattle door handle model, the handle of the Boston model is flatter in design. The handle neck also widens vertically towards the door to reduce the visibility of the mini-rosette to a minimum.

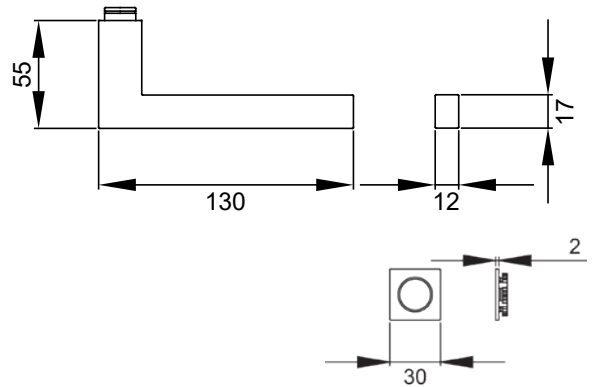


polaris white 84



cosmos black 83

BOSTON ER58Q, on Mini-Rose



LEVER SETS FOR STANDARD DOORS

FINISH: SATIN ST. STEEL (71), COSMOS BLACK (83) AND POLARIS WHITE (84)
 MATERIAL: STAINLES STEEL

- nylon plain bearing
- invisibly attached
- 8 mm square spindle with eccentrically drilled hole
- standard door thickness: from 38 mm
- plug-in connection

REF. KARCHER:

- ER58QM OS 71/83/84 (without escutcheon)
- ER58QM BB0 71/83/84 (supplied with lever key escutcheons)
- ER58QM PZ0 71/83/84 (supplied with euro profile escutcheons)
- ER58QM BAD 71/83/84 (supplied with bathroom turn/release set)

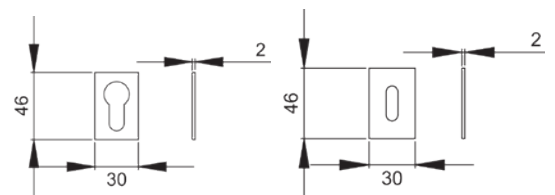
EZ140Q PZ 71



EZ140Q BB 71



EZ140Q BAD 71



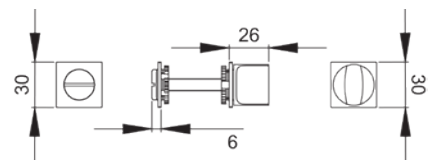
EZ140Q PZ 83



EZ140Q BB 83



EZ140Q BAD 83



EZ140Q PZ 84



EZ140Q BB 84



EZ140Q BAD 84



KARCHER

DESIGN